

# AquiTron | AT-WM

Water Monitor



**DATA SHEET**



**aquilar**  
leak detection solutions

# AT-WM

## Water Monitor



The AquiTron AT-WM is a leak monitoring system that has been specifically designed to comply with the requirements of BREEAM (BRE Environmental Assessment Method) Credit Criteria assessment applications, Wat 03 – Water Leak Detection and Prevention. The AT-WM system will allow designers, M&E contractors and developers to achieve the “Credit” available for water leak detection and prevention. The system is designed to monitor water flowing through a pulsed water meter. If the volume of water reaches the preset limit (customer adjustable) the system can isolate the mains water pipe therefore limiting the amount of water and leak damage.

### SIMPLE OPERATION

The AT-WM comprises of a control panel linked to one or two pulsed water meters (see Fig.a). For a typical BREEAM installation a meter would be fitted just after the utilities companies’ water meter at the boundary and covering the entire pipe within the grounds up to the point the water enters the building. A second water meter would be fitted adjacent the main isolation valve or stop-cock inside the building. This would monitor for any potential leaks within the building. The system is provided with visual and audible alarms combined with a set of volt free alarm contacts for use when the flow exceeds the pre-set limits. The contacts can be used to link into a BMS or remote alarm monitoring systems. The panel can operate AT-V-XX solenoid valve(s) to isolate the water; these are typically installed adjacent to the water meter. These are supplied as part of the system if required.

### SYSTEM FEATURES

- Mains water pipes ranging from 22mm to 150mm
- Programmable for different flow (leakage) rates
- Two levels of monitoring (e.g. occupied and unoccupied building)
- Programmable time periods to determine alarm levels
- Automatic setting of alarm levels via a door entry or intruder alarm

### TECHNICAL INFORMATION

Size (WxHxD)	145 x 85 x 50mm
Power	12Vdc 250mA (Transformer Included)
Volt Free Relay	24Vdc, 1 amp
Solenoid valve (20mm to 40mm)	6Vdc derived from the control panel
Solenoid valve (50mm to 150mm)	230Vac controlled through a separate relay unit



## WATER METER 20 TO 40 MM

PIPE SIZES COPPER/MDPE (mm)	15/20	22/25	28/32	35/40	42/50
IMPERIAL	½"	¾"	1"	1¼"	1½"
Meter Size (DN)	15	20	25	30	40
Meter Thread (mm) TSNxTVM	20x27	26x34	33x42	40x49	50x60
	G ¾"B	G 1"B	G 1¼"B	G 1½"B	G 2"B
Meter Length (mm) (Excluding Unions)	133	190	260	260	300
Meter Height (mm) (inc. Cyble)	141	163	163	163	181
Meter Depth (mm)	88	88	110	110	110
Weight (kg)	1.6	1.6	3.5	3.6	6.2
Body Material	Composit*			Brass	

\*Brass available to order



## WATER METER 50 TO 150 MM

PIPE SIZES COPPER/MDPE (mm)	54/63	67/75	76/90	108/125	159/180
IMPERIAL	2"	2½"	3"	4"	6"
Meter Size (DN)	50	65	80	100	150
Meter Length (mm)	200	200	200	250	300
Meter Height (mm)(inc. Cyble)	252	258	264	284	385
Dismantling Height (mm)	200	200	270	270	350
Weight (kg)	6.3	8.6	10.6	15	30
Flange Type	PN16				



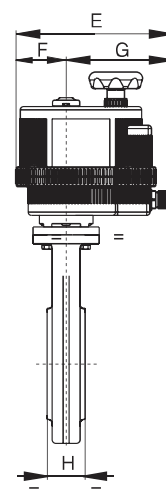
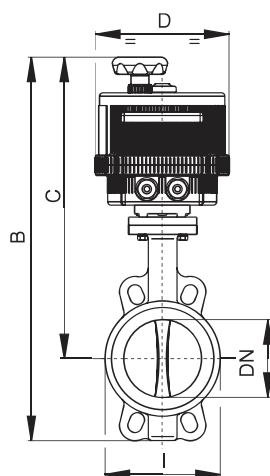
## SOLENOID VALVE N/C 6V DC - 15 TO 54MM

PIPE SIZES COPPER/MDPE (mm)	22/25	28/32	35/40	42/50	54/63
IMPERIAL	1"	1¼"	1½"	2"	2½"
Body Thread (mm)	¾"	1"	1¼"	1½"	2"
Length (mm)	71	95	95	111	129
Height (mm)	108	160	160	173	207
Depth (mm)	58	75	85	100	120
Weight (kg)	0.8	1.8	2	2.5	5.5
Material	Brass				
Manual Override	No				

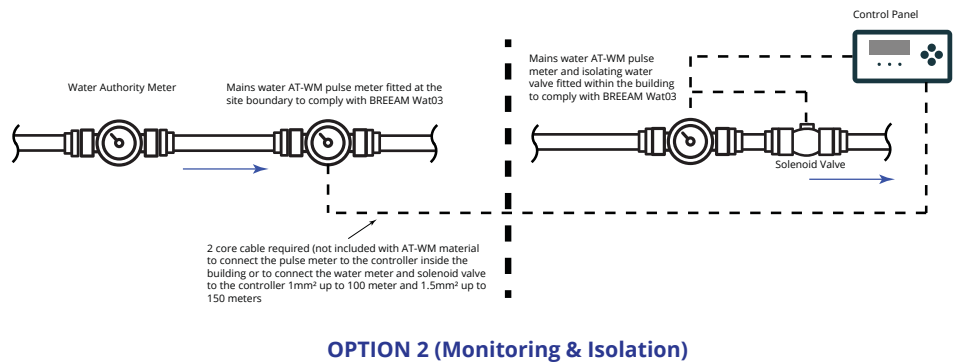
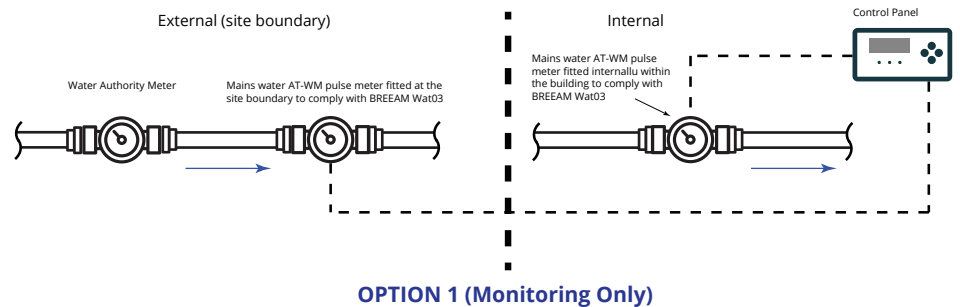


## DIMENSIONS

DN	65	80	100	150
PN	16	16	16	16
B	432	472	500	579
C	354	383	398	441
D	157	185	185	211
E	191	215	215	237
F	61	68	68	84
G	130	147	147	153
H	46	46	52	56
I	120	127	161	215
ACT.	VB 030	VB 030	VB 030	VB 030
RI	3836	3883	3884	3887



## CONFIGURATION EXAMPLES (FIG.A)



**Important:** All information, including illustrations, is believed to be reliable. Users, however, should independently evaluate the suitability of each product for their application. Aquilar Limited makes no warranty as to the accuracy or completeness of the information, and disclaims any liability regarding its use. The only obligations of Aquilar Limited are those in the Aquilar Standard Terms and Conditions of Sale for this product, and in no case will Aquilar Limited be liable for any incidental, indirect, or consequential damages arising from the sale, resale, use or misuse of the product. Specifications are subject to change without notice. In addition, Aquilar Limited reserves the right to make changes – without notification to Buyer – to processing or materials that do not affect compliance with any applicable specification.

*AquiTron is a trademark of AquiTron Limited*  
*Aquilar is a trademark of Aquilar Limited*